

2018 STAR WESTERN HEMISPHERE CHAMPIONSHIP

CHANGES TO THE SAILING INSTRUCTIONS

Number

One

Time

15:45:00

Date

April 11, 2018

From

The Race Committee

Change Sailing instruction 9.1 to read;

9.1 STCR 34.3 describes course details and diagrams, as shown in **revised** Appendix 1 (also changed with this notice). The course designation, approximate compass bearing from the Signal Boat to Mark 1, and distance to Mark 1 will be displayed from the race committee signal boat prior to the warning signal.

Change Sailing instruction 15.1 to read;

15.1 The finishing line will be between a staff displaying an orange flag on a race committee boat and a staff displaying an orange flag on a nearby race committee mark boat. The finishing line for leeward finishes on courses 1 and 4 will be appropriately shorter than the starting line.

Change Sailing instruction 19.1 to read;

19.1 A boat that:

- Made the decision not to compete
- Intends to protest
- Completed penalty turns
- Retired for breaking a rule of RRS Part 2
- Is withdrawing from a race
- Requesting redress
- Requires assistance

Will notify the regatta committee as soon as practicable after retiring or after finishing on VHF channel 72. or by hail.

Change Sailing instruction 17.4 to read;

17.4 A *race committee summary form* recording information that the race committee has received on boats not having started, not finished, subject to penalties under flag Z, U, Black, or breaking RRS 42, taking penalty turns, protesting a boat, requesting redress, or retiring for breaking a rule of RRS Part 2 will be posted on the official notice board as soon as possible but no later than 10 minutes before the end of protest time.

W. Bruce Harper Jr.
Event Chairman

Revised Appendix 1 below.

Revised course illustrations to conform with STCR 34.3 courses

APPENDIX #1 COURSE ILLUSTRATIONS

EXAMPLE: COURSE BOARD DISPLAYED ON R/C SIGNAL BOAT

Sail Course #4 - Windward, Leeward, Windward, Leeward (finish)

With **Offset** at the weather mark, and a **Gate** at leeward mark.

The Weather mark is **1.8 miles** from start at **120°** magnetic.

4

120°

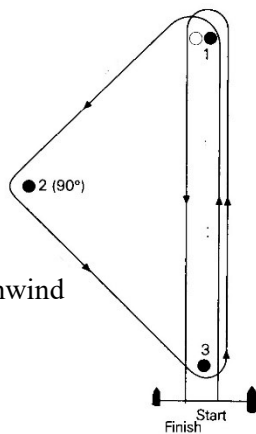
1.8 nm

Course 1.

An isosceles right angled triangle, followed by a windward and return, the right angle mark being omitted after the first round.

Course 1

Start
1
2
3
1 + offset
Finish downwind




Course 3.

Two complete right-angled triangles, with the hypotenuse the third leg, followed by a final windward leg (7 legs). The triangle is intended to be basically a windward-leeward circuit, with the second leg consisting of a reach of approximately 100 metres at right angles to the direction of the first leg.

Course 3

Start
1
2
3 (Gate)
1
2
3 (Gate)
Finish upwind

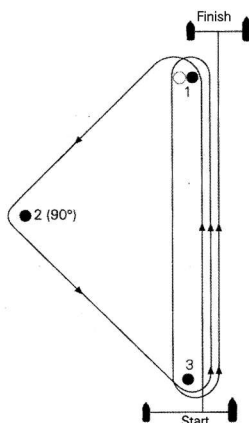


Course 0.

An isosceles right angled triangle, followed by a windward-leeward lap with an offset mark at the windward end and a gate at the leeward end, finishing on a final windward leg.

Course 0

Start
1
2
3
1 + offset
3 (Gate)
Finish upwind



Course 4.

Two complete right-angled triangles, with the hypotenuse the third leg (6 legs), finishing downwind. The triangle is intended to be basically a windward-leeward circuit, with the second leg consisting of a reach of approximately 100 metres at right angles to the direction of the first leg.

Course 4

Start
1
2
3 (Gate)
1
2
Finish downwind

